

Understanding COVID-19 in TK-12 Schools in Los Angeles County

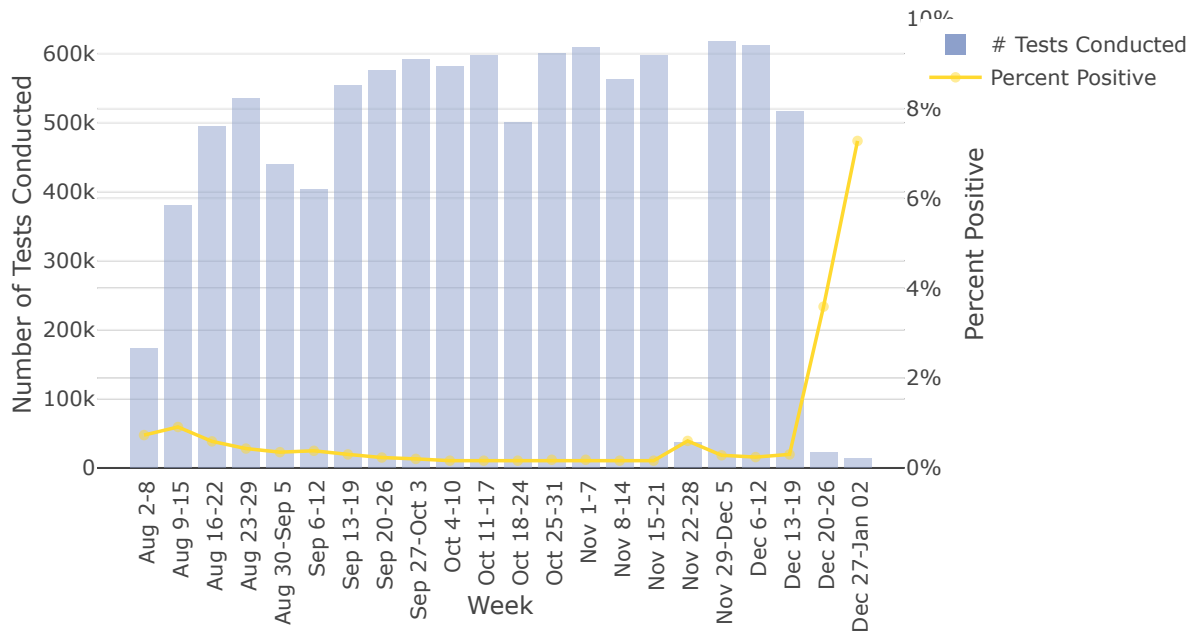
- **Vaccines offer effective protection against COVID-19.** The case rate for unvaccinated individuals aged 12-18 years is almost 7 times higher than the case rate for vaccinated individuals of the same age group.
- **Testing volume is high.** When open, schools are conducting over half a million tests each week to screen students and staff for COVID-19 to keep their campuses safe. With high levels of testing, the number of COVID-19 cases will increase but this does NOT reflect increased transmission if test positivity remains low.
- **Test positivity in schools is low.** Test positivity (the percent of COVID-19 tests that are positive) demonstrates how widespread infection is in the testing area. When schools have been open, test positivity has remained low among students, teachers, and staff that have been tested.
- **Schools are safe.** Evidence has shown that a multipronged prevention strategy that includes masking, physical distancing, testing, isolation of identified cases and quarantining of exposed individuals, and vaccination can help to reduce COVID-19 transmission on campus. (See COVID-19 Case Rates in TK-12 School and in the Community, Los Angeles County (<https://www.cdc.gov/mmwr/volumes/70/wr/mm7035e3.htm>))
- **Data dashboards are transparent and actionable.** The TK-12 School Data dashboard provides dynamic, visual information to learn about the status of COVID-19 in schools. This information can assist districts and schools to strengthen and target their COVID-19 prevention measures to ensure that schools remain a safe environment for students, teachers, and staff.

About the Data

- Data reflect information reported to Public Health from TK-12 Schools and Youth Programs on COVID-19 cases among students, teachers, and staff.
- Data may differ from information managed at the district- or school-level due to the reporting time period and data quality control conducted by Public Health staff.
- Data are refreshed every Wednesday and reflect data from Monday to Sunday from the prior week. Due to updates and reporting delays, case counts may change in future reports.
- If you have any questions, please contact acdc-education@ph.lacounty.gov (mailto:acdc-education@ph.lacounty.gov).

School-based COVID-19 Testing

COVID-19 Weekly School Testing Volume and Test Positivity by Week, Los Angeles County Department of Public Health, Data between 02 Aug 2021 and 02 Jan 2022



NOTES

COVID-19 School Testing Volume by School District or School, Los Angeles County Department of Public Health, Data between 27 Dec 2021 and 02 Jan 2022

Show entries

Search:

District	Number of Staff and Enrolled Students	Number of Tests Cond
81 Wiseburn Unified School District	2,806	1,447
82 Charter schools	96,425	3,393
83 Private schools	20,729	337

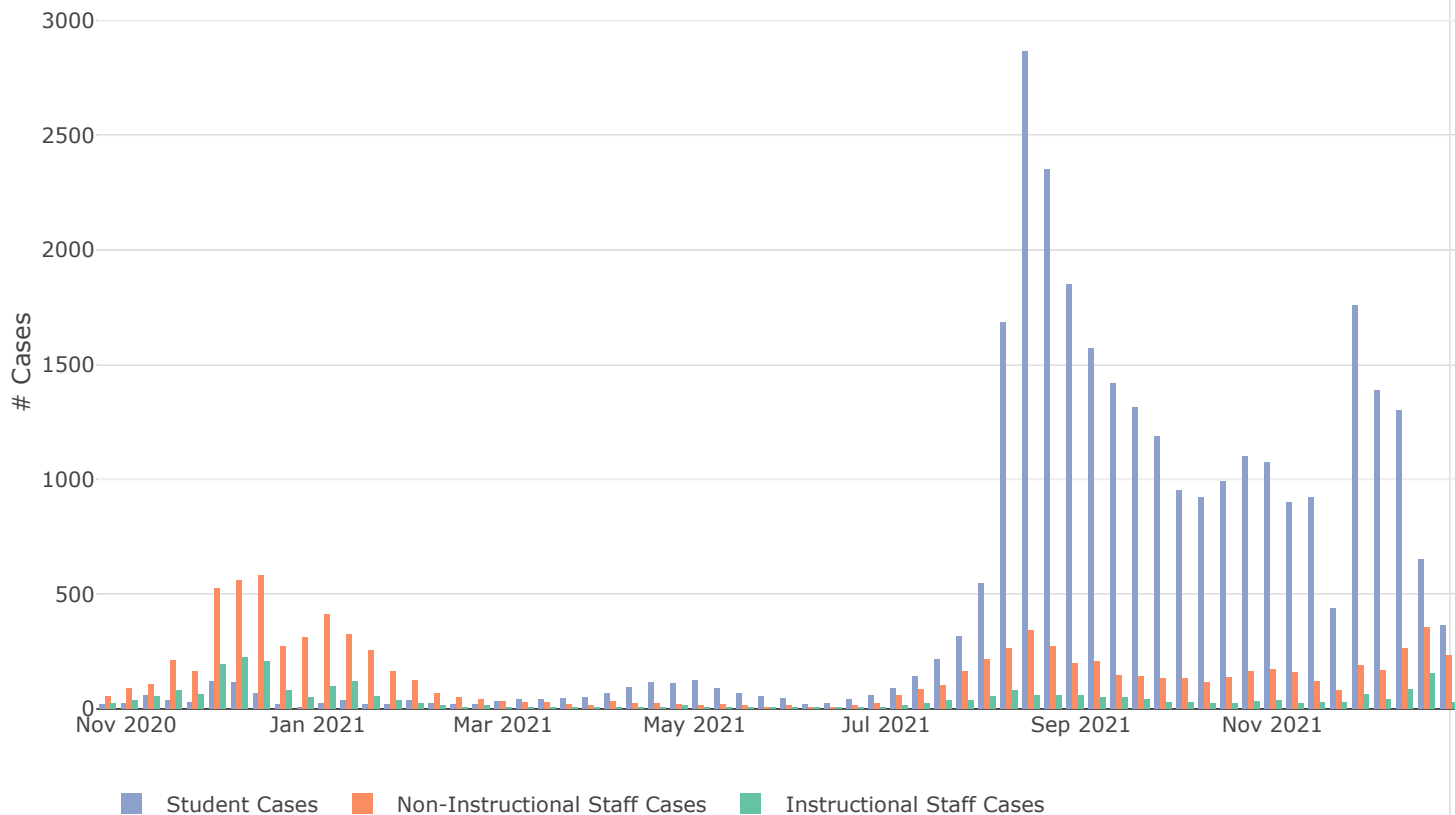
Showing 81 to 83 of 83 entries Previous 1 ... 5 6 7 8 9 Next

NOTES

COVID-19 Cases in TK-12 Schools

COVID-19 CASES IN TK-12 SCHOOLS

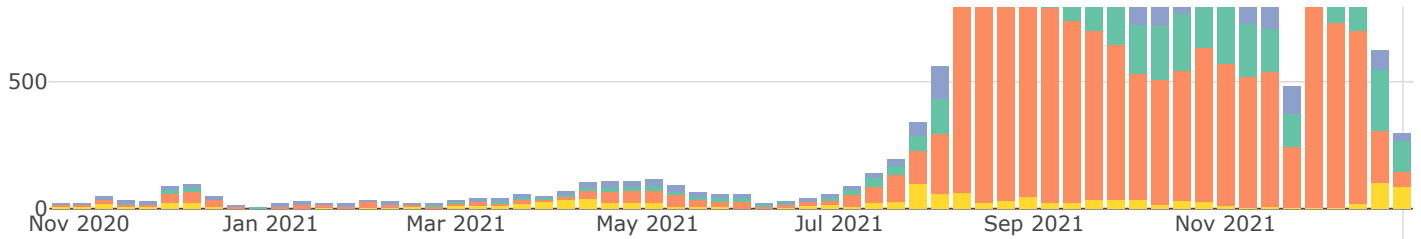
COVID-19 Cases in TK-12 Schools by Week, Data between 26 Oct 2020 and 02 Jan 2022



NOTES

COVID-19 Student Cases in TK-12 Schools by Week, Broken Down by School/Program Type, Data between 26 Oct 2020 and 02 Jan 2022

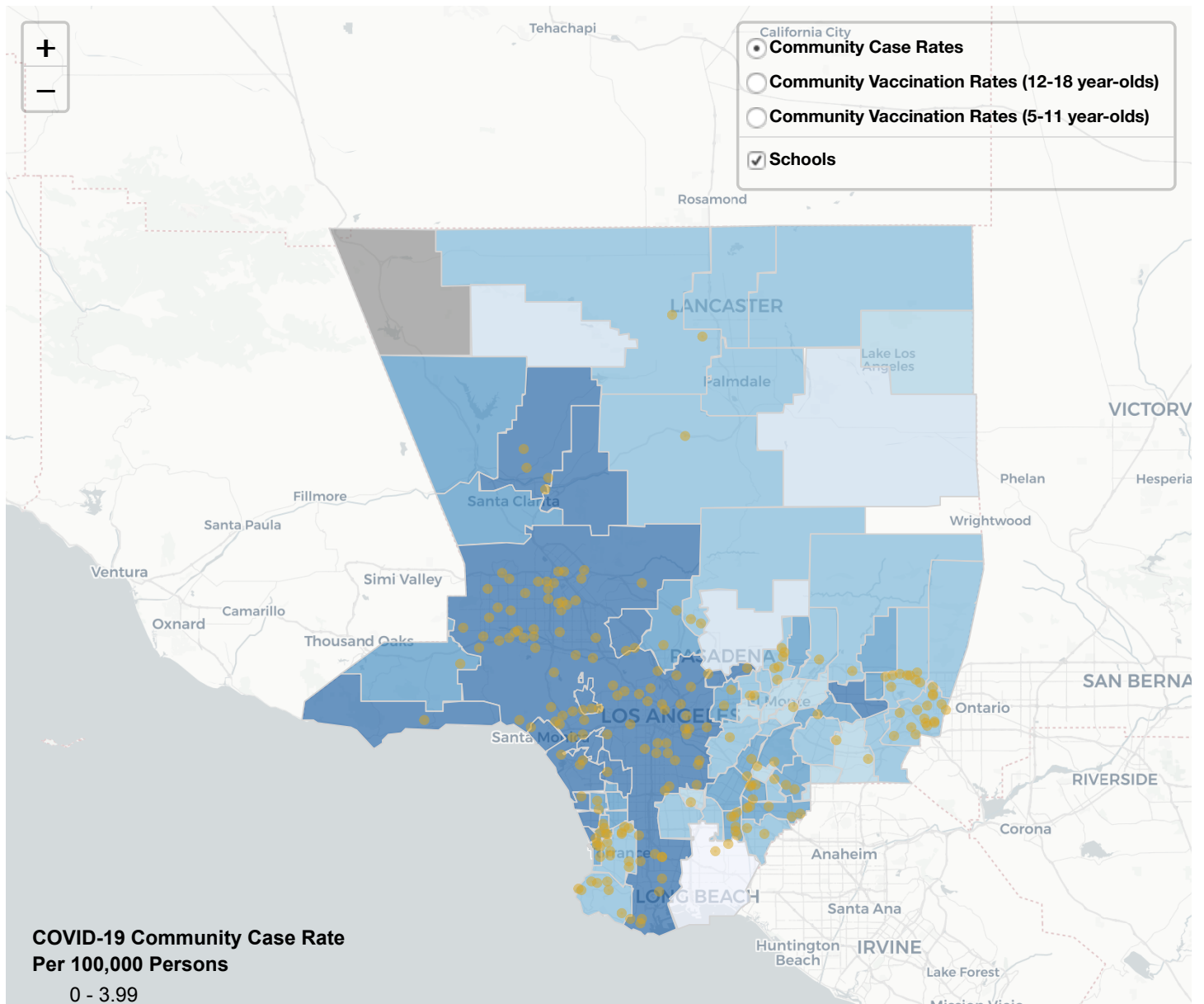




NOTES

New COVID-19 Cases in the Past 7 Days by TK-12 Schools, Shown Both with COVID-19 Community Vaccination and Case Rates, Los Angeles County Department of Public Health, Data between 27 Dec 2021 and 02 Jan 2022

The maps below show new COVID-19 cases in the past 7 days by school. A school with one or more cases is not necessarily a school with ongoing transmission. Most identified cases are from community exposures unrelated to school.



4 - 7.99
 8 - 11.99
 12 - 15.99
 16 - 19.99
 > 20

Leaflet (https://leafletjs.com) | © OpenStreetMap (https://www.openstreetmap.org/copyright) contributors © CARTO (https://carto.com/attributions)

NOTES

Cumulative COVID-19 Cases in TK-12 Schools, Data between 16 Aug 2021 and 02 Jan 2022

Show entries

Search:

	Site	Address	Student Cases	
1380	New Designs Charter	2303 South Figueroa Way, Los Angeles, CA 90007	5	0
1381	New Designs Charter School-Watts	12714 South Avalon Blvd., Los Angeles, CA 90061	7	3
1382	New Designs Charter School - University Park	1342 West Adams Blvd, Los Angeles, CA 90007	8	2

Showing 1 to 3 of 3 entries (filtered from 2,318 total entries)

Previous

1

Next

NOTES

COVID-19 Outbreaks in TK-12 Schools

A COVID-19 outbreak in TK-12 schools is opened when there are at least 3 or more laboratory-confirmed cases of COVID-19 within a 14-day period of each other in a specific group with members who are epidemiologically-linked, do not share a household, and are not a close contact of each other outside of the school. Out of over 3,000 schools in LA County, only a small fraction have COVID-19 outbreaks. Those that do are assisted by Public Health to mitigate spread.

Active COVID-19 Outbreaks in TK-12 Schools by Outbreak Site, Cases, and Contacts, Los Angeles County Department of Public Health, Data through 02 Jan 2022

Site	Date Outbreak Opened	Outbreak Type	# Student Cases	# Staff Cases	# Student Close Contacts	# Staff Close Contacts
Bishop Amat Memorial High School, La Puente	2021-12-29	Youth Sports	18	1	4 3	10
Redondo Union High School	2021-12-29	Youth Sports	8	0	1	1
Artesia High School	2021-12-29	Youth Sports	1 3	2	81	5
Saugus High School	2021-12-29	Youth Sports	7	0	8	0

Mark Keppel High School	2021-12-28	Youth Sports	19	2	2 1	2
The Buckley School	2021-12-28	Youth Sports	9	1	3 9	0
Bishop Mora Salesian High School	2021-12-28	Youth Sports	3	0	7	1
El Segundo High School	2021-12-28	Youth Sports	8	1	5	0
San Marino High School	2021-12-28	Youth Sports	7	1	1 0	4
Diamond Ranch High School	2021-12-27	Youth Sports	17	1	3 3	0
Viewpoint School	2021-12-27	Youth Sports	1 0	3	9	5
La Serna High School	2021-12-27	Youth Sports	1 0	1	112	1
Whitney High School, Cerritos	2021-12-27	Youth Sports	21	1	5 3	10
Canyon High School	2021-12-23	Youth Sports	8	1	7	3
Whittier High School	2021-12-23	Youth Sports	1 1	1	109	0
Calabasas High School	2021-12-23	Youth Sports	20	4	3 5	0
Westside Neighborhood School, Los Angeles	2021-12-22	Youth Sports	1	3	4 6	4
Crossroads School for Arts and Sciences	2021-12-21	Youth Sports	1 2	2	1 6	0
South Pasadena High School	2021-12-21	Youth Sports	18	1	7	0
Turning Point School, Culver City	2021-12-20	Youth Sports	8	0	5	0
Notre Dame High School	2021-12-17	Youth Sports	59	3	369	0
Mira Costa High School	2021-12-17	Youth Sports	9	1	1 6	0
Rio Vista Elementary School	2021-12-16	Classroom	5	0	68	0
Wilder's Preparatory Academy Charter	2021-12-15	Classroom	33	6	2 8	1
Vasquez High School	2021-12-13	Classroom	1 1	0	123	0
KIPP Comienza Community Prep	2021-12-13	Classroom	6	0	1 9	0
Warren High School, Downey	2021-12-07	Youth Sports	4	1	87	2
Wise School	2021-11-30	Classroom	1 1	0	4 6	0
Trinity Classical Academy	2021-09-30	Classroom	7	1	100	0

NOTES